

# resistive-wall wake field for two beams propagating in opposite directions

## considerations:

- longitudinal wake field,  $\sim E_s$ , changes sign  
at long distances it becomes decelerating  
instead of accelerating
- total effect on particle in opposite beam must be  
obtained by integrating over  $z$  instead of  
keeping  $z$  constant; contribution from short-  
range wake component likely significant  
(theory of Bane and Sands)
- dipole longitudinal impedance also changes sign
- transverse electric force stays the same, but  
magnetic force inverts sign (which part  
dominates the wake?)
- Panofsky-Wenzel theorem no longer holds

# Panofsky-Wenzel theorem for 1 beam

$$\frac{\partial}{\partial z} \left( E_r + (\vec{v} \times \vec{B})_r \right) = \frac{\partial E_s}{\partial r}$$

proof: 
$$\frac{\partial}{\partial z} \left( - \left( \frac{\partial \phi}{\partial r} \right) + v_z \frac{\partial A_s}{\partial r} \right) = \frac{\partial}{\partial r} \left( - \frac{\partial \phi}{\partial s} - \frac{\partial A_s}{\partial t} \right)$$

using 
$$\frac{\partial}{\partial z} = \frac{\partial}{\partial s} = - \frac{\partial}{v_z \partial t}$$

with two beams

$$A_s, \phi = A_s, \phi(z_1 \equiv s_1 - v_z t = -s_2 - v_z t = -z_2 - 2v_z t)$$

and

$$\frac{\partial}{\partial z_2} \left( - \left( \frac{\partial \phi}{\partial r} \right) + v_z \frac{\partial A_s}{\partial r} \right) \neq \frac{\partial}{\partial r} \left( - \frac{\partial \phi}{\partial s_2} - \frac{\partial A_s}{\partial t} \right)$$

since

$$\frac{\partial}{\partial z_2} = \frac{\partial}{\partial s_2} = + \frac{1}{2} \frac{\partial}{v_z \partial t}$$

$$z_1 \equiv s_1 - v_z t = -z_2 - 2v_z t$$

$$s_1 = -s_2$$

$$z_2 \equiv s_2 - v_z t$$

first, consider the classical regime of the res.-wall wake (A. Chao's book)

$$b / \chi \gg |z| \gg \chi^{1/3} b \quad \text{with} \quad \chi \equiv \frac{c}{4\pi\sigma b}$$

$$W_{\perp} \propto -(E_r - cB_{\theta})$$

this term cancels in Lorentz force

conventional  
wake field:

$$cB_{\theta} = E_r - \frac{2qa}{\pi b^3} \sqrt{\frac{c}{\sigma}} \frac{1}{|z|^{1/2}}$$

$$W_{\perp} = -\frac{2}{\pi b^3} \sqrt{\frac{c}{\sigma}} \frac{1}{|z|^{1/2}}$$

same  
long-range  
wake, with  
opposite  
sign

2-beam  
wake field:

$$cB_{\theta} = -E_r + \frac{2qa}{\pi b^3} \sqrt{\frac{c}{\sigma}} \frac{1}{|z|^{1/2}}$$

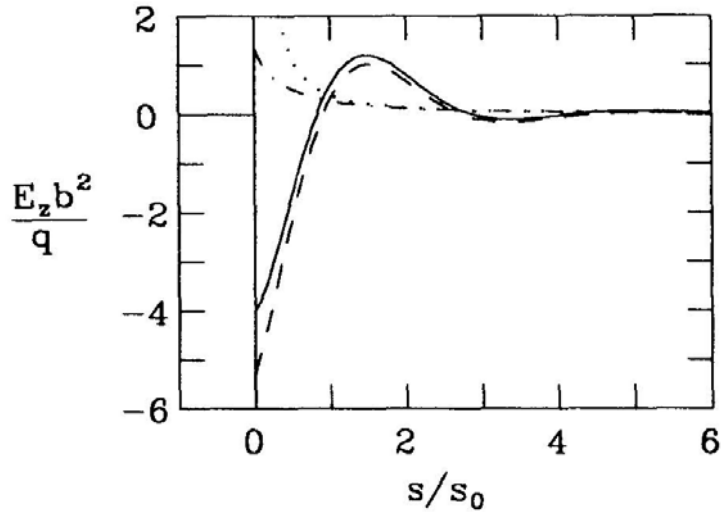
z integral diverges!

opposite sign

$$W_{\perp}^{1 \rightarrow 2} = \left[ \frac{3(r^2 + b^2)}{4\pi b^3} \sqrt{\frac{c}{\sigma}} \frac{1}{|z|^{5/2}} + \frac{2}{\pi b^3} \sqrt{\frac{c}{\sigma}} \frac{1}{|z|^{1/2}} \right]$$

to get a finite value for the  
integral, need we derive &  
include short-range part?

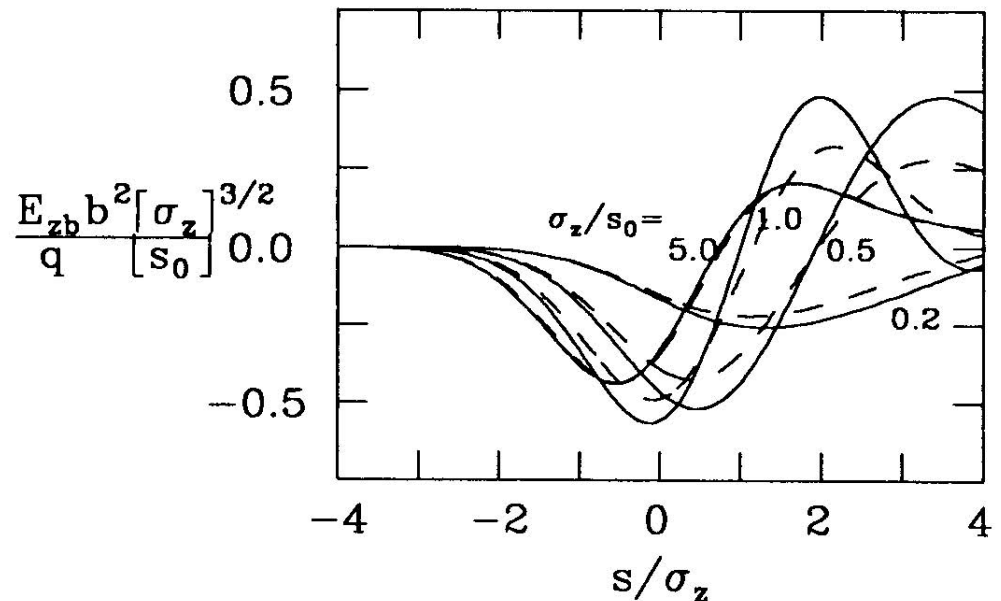
# single-beam short-range resistive-wall wake field (K. Bane & M. Sands, SLACL-PUB-95-7074)



short range Green-function wake field (solid), also shown oscillator component (dashes), diffusion term (dot-dashes), and long-range solution (dots)

$$s_0 \equiv \left( \frac{b^2}{\sigma} \frac{2}{Z_0} \right)^{1/3} \approx 0.5 \text{ mm}$$

longitudinal wake field of a Gaussian bunch for a dc conductivity (dashes) and ac conductivity with  $\Gamma=0.4$ ; curves are for several values of  $\sigma_z/s_0$ , if  $\sigma_z/s_0 > 5$ , long-range wake can be used



we need to find the short-range behavior of the radial electric and azimuthal magnetic fields; return to derivation in Alex' book (actually this may go back to Morton, Neil and Sessler, 1966); and solve the problem by Fourier transform

$$\begin{aligned}
 E_r(z) &= \int_{-\infty}^{\infty} \frac{dk}{2\pi} e^{ikz} \tilde{E}_r(k) & \tilde{E}_r &= -\frac{ikA}{4} r^2 + \frac{1}{2} \left( -\frac{iA}{k} + B \right) \\
 B_\theta(z) &= \int_{-\infty}^{\infty} \frac{dk}{2\pi} e^{ikz} \tilde{B}_\theta(k) & \tilde{B}_\theta &= -\frac{ikA}{4} r^2 + \frac{1}{2} \left( \frac{iA}{k} + B \right)
 \end{aligned}$$

2-beam wake: 
$$\tilde{E}_r + \tilde{B}_\theta = -\frac{ikA}{2} r^2 + B \approx B$$

1-beam wake: 
$$\tilde{E}_r - \tilde{B}_\theta = -\frac{iA}{k}$$

# coefficients $A$ and $B$ from field matching at chamber surface

approximation:  $|\lambda| \gg \frac{1}{b}, \frac{1}{t}$

$$A = \frac{4qa}{b^3 \left( \frac{ikb}{2} - \frac{\lambda}{k} - \frac{i}{kb} \right)}$$

Bane & Sands neglected this last term

$$\lambda^2 = \frac{4\pi\sigma ik}{c}$$

take root in upper complex plane

Chao's long-range approximation keeps only this!

$$B = -\frac{\lambda}{k} bA = -\frac{4qa}{b^2 \left( \frac{ik^2b}{2\lambda} - 1 - \frac{i}{b\lambda} \right)}$$

# (1) extremely short-range wake

$$k^2 \gg \frac{2}{b^2}$$

above pipe cutoff

$$B = -\frac{\lambda}{k} bA = -\frac{4qa}{b^2 \left( \frac{ik^2 b}{2\lambda} - 1 - \frac{i}{b\lambda} \right)}$$

drop the last term as  
Bane and Sands did

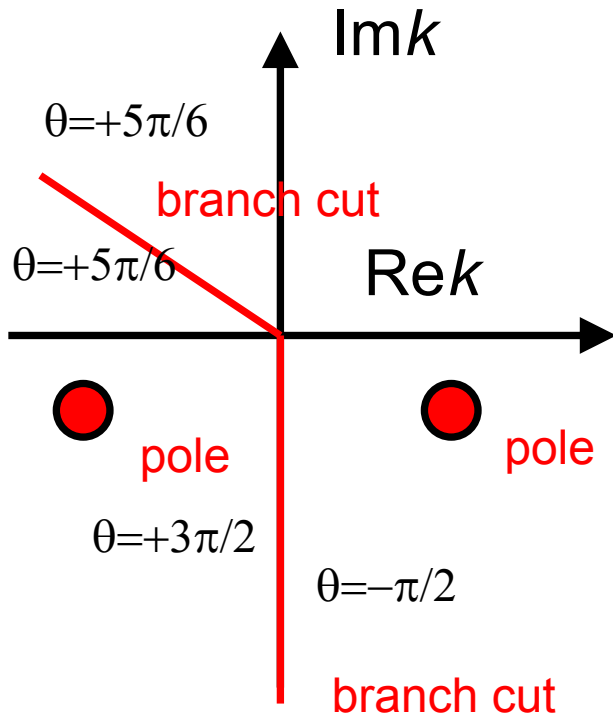
$$\rightarrow B \approx -\frac{8qa}{b^3} X(1-i) \frac{1}{k^{3/2} - Y(1-i)} \quad \text{with} \quad X \equiv \sqrt{\frac{2\pi\sigma}{c}}, Y \equiv \frac{2}{b} X$$

$$\text{or} \quad B \approx D \frac{1}{k^{3/2} - Y(1-i)} \quad \text{with} \quad D \equiv -\frac{8qa}{b^3} X(1-i)$$



$$w = k^{3/2} \longrightarrow k = re^{i\theta}, \theta = 0 \dots 2\pi$$

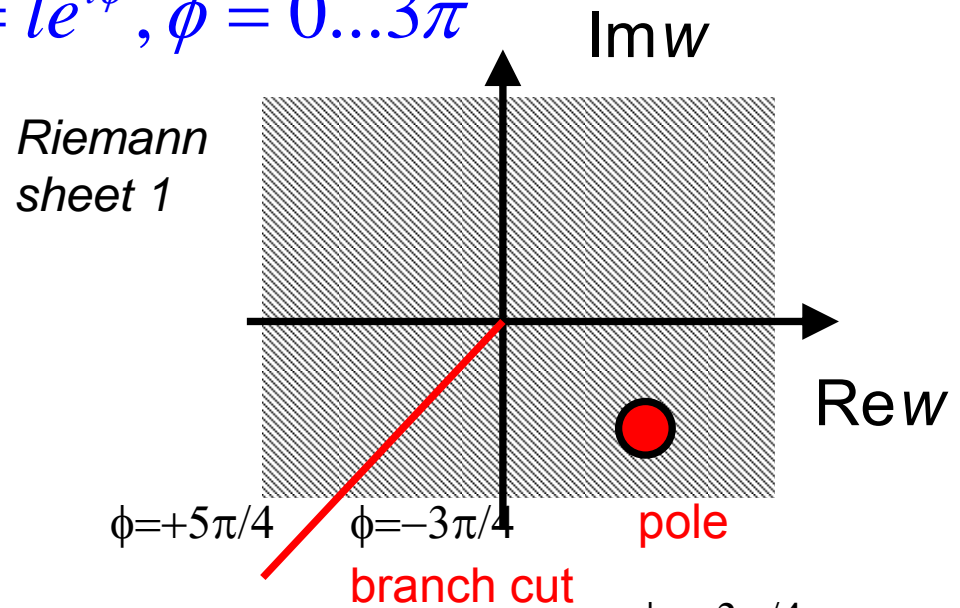
$$w = le^{i\phi}, \phi = 0 \dots 3\pi$$



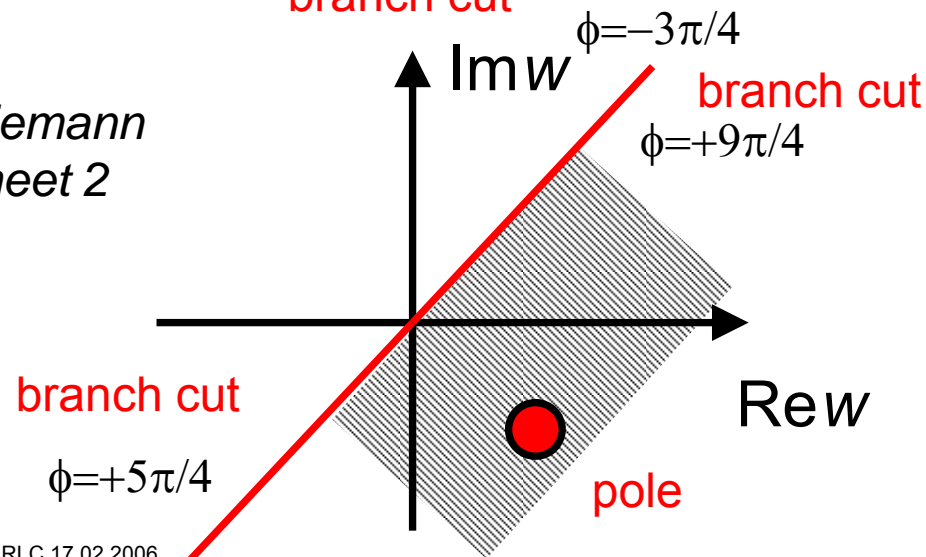
poles:

$$w = Y(1 - i)$$

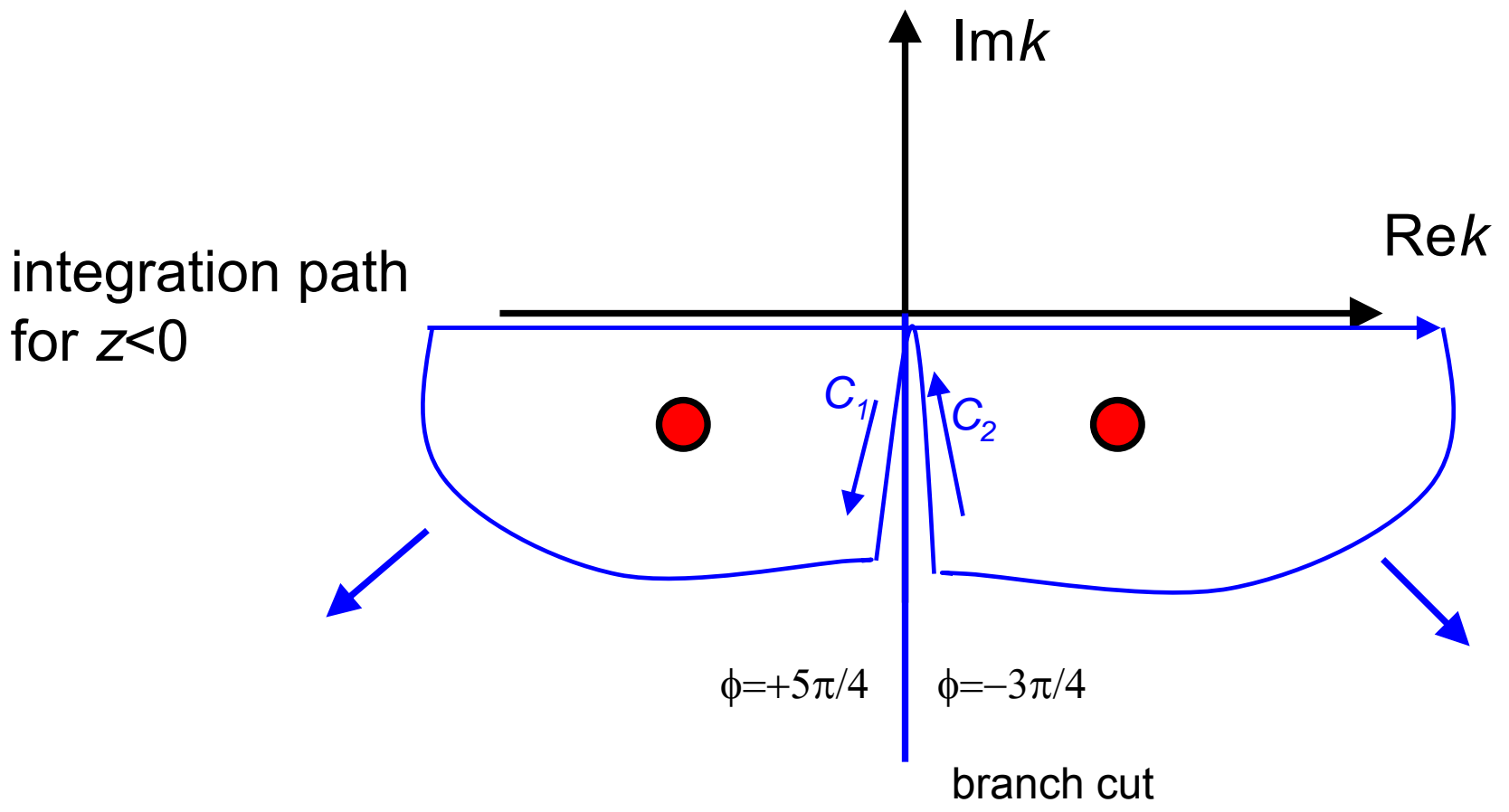
$$\longleftrightarrow k = Y^{2/3} 2^{1/3} \begin{cases} e^{-i\pi/6} \\ e^{i7\pi/6} \end{cases}$$



Riemann sheet 2



poles:  $k = Y^{2/3} 2^{1/3} \begin{cases} e^{-i\pi/6} \\ e^{i7\pi/6} \end{cases}$



$$\begin{aligned}
 F(z, r=0)/e &= \int_{-\infty}^{\infty} \frac{dk}{2\pi} e^{ikz} B \\
 &= -i \sum_{\text{poles}} \text{res}(e^{ikz} B) - \int_{\text{branch cut}} \frac{1}{2\pi} (e^{ikz} B) dk \\
 &\quad C_1+C_2
 \end{aligned}$$

to get the residues we need the expansion  $\frac{1}{z^{3/2} - a^{3/2}} = \frac{2}{3\sqrt{a}(z-a)} - \dots$

$$\begin{aligned}
 &-i \sum_{\text{poles}} \text{res}(e^{ikz} B) \\
 &= -iD \left[ e^{izY^{2/3} 2^{1/3} e^{-i\pi/6}} \frac{2}{3\sqrt{Y^{2/3} 2^{1/3} e^{-i\pi/6}}} + e^{izY^{2/3} 2^{1/3} e^{i7\pi/6}} \frac{2}{3\sqrt{Y^{2/3} 2^{1/3} e^{i7\pi/6}}} \right] \\
 &= -iD \frac{2}{3Y^{1/3} 2^{1/6}} \left[ e^{izY^{2/3} 2^{1/3} e^{-i\pi/6} + i\pi/12} + e^{izY^{2/3} 2^{1/3} e^{i7\pi/6} - i7\pi/12} \right]
 \end{aligned}$$

$$\begin{aligned}
& -i \sum_{\text{poles}} \text{res} \left( e^{ikz} B \right) \\
&= -iD \frac{2}{3Y^{1/3} 2^{1/6}} \left[ e^{izY^{2/3} 2^{1/3} (\sqrt{3}/2 - i/2) + i\pi/12} + e^{izY^{2/3} 2^{1/3} (-\sqrt{3}/2 - i/2) - i7\pi/12} \right] \\
&= -iD \frac{2}{3Y^{1/3} 2^{1/6}} e^{zY^{2/3} 2^{-2/3}} \left[ e^{izY^{2/3} 2^{1/3} (\sqrt{3}/2) + i\pi/12} + e^{izY^{2/3} 2^{1/3} (-\sqrt{3}/2) - i7\pi/12} \right] \\
&= \frac{8qa}{b^3} X \frac{2^{7/3}}{3Y^{1/3}} e^{zY^{2/3} 2^{-2/3}} \left[ \frac{e^{izY^{2/3} 2^{1/3} \sqrt{3}/2 + i\pi/3} + e^{-izY^{2/3} 2^{1/3} \sqrt{3}/2 - i\pi/3}}{2} \right] \\
&= \frac{8qa}{b^3} X \frac{2^{7/3}}{3Y^{1/3}} e^{zY^{2/3} 2^{-2/3}} \cos[ zY^{2/3} 2^{-2/3} \sqrt{3} + \pi / 3 ]
\end{aligned}$$

$$-i \sum_{\text{poles}} \text{res} \left( e^{ikz} B \right) = \frac{32qa}{3b^3} X^{2/3} b^{1/3} e^{zb^{-2/3} X^{2/3}} \cos[ zb^{-2/3} X^{2/3} \sqrt{3} + \pi / 3 ]$$

contribution from the two poles

$$\int_{\text{branch cut}} \frac{1}{2\pi} (e^{ikz} B) dk$$

C<sub>1</sub>+C<sub>2</sub>

$$= -iD \int_0^{\infty} \frac{du}{2\pi} e^{uz} \left( \frac{1}{e^{i5\pi/4} u^{3/2} - Y(1-i)} - \frac{1}{e^{-i3\pi/4} u^{3/2} - Y(1-i)} \right)$$

$$= -iD \int_0^{\infty} \frac{du}{2\pi} e^{uz} \left( \frac{(e^{-i3\pi/4} - e^{i5\pi/4}) u^{3/2}}{iu^3 - Yu^{3/2}(e^{i5\pi/4} + e^{-i3\pi/4}) - 2iY^2} \right)$$

$$= \frac{8qa}{b^3} X \sqrt{2} \int_0^{\infty} \frac{du}{2\pi} e^{uz} \left( \frac{(e^{-i4\pi/4} - e^{i4\pi/4}) u^{3/2}}{u^3 + e^{i\pi/2} Yu^{3/2}(e^{i5\pi/4} + e^{-i3\pi/4}) - 2Y^2} \right)$$

$$= 0$$

I find 0 contribution from the branch cut

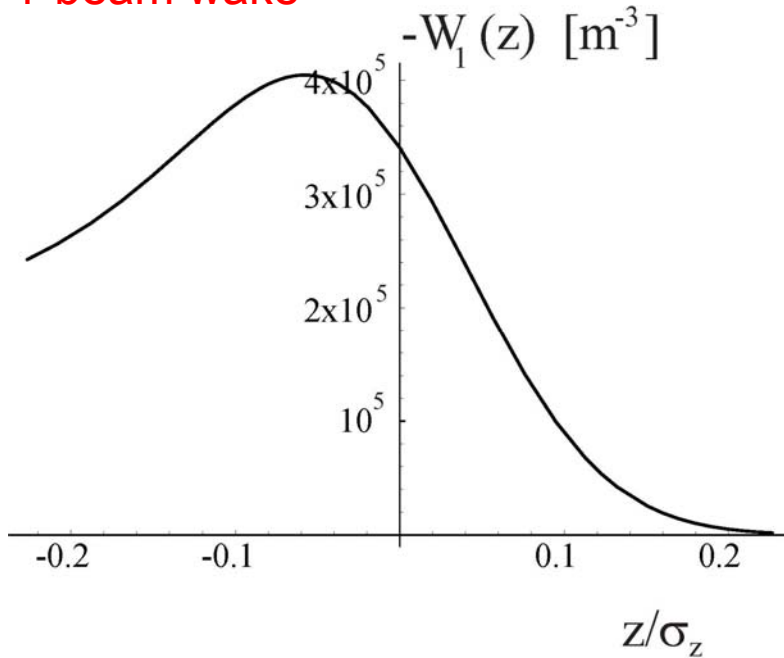
## short-range 2-beam Green-function wake field in Gaussian units

$$W_{1 \rightarrow 2}(z) = -\frac{32}{3b^3} X^{2/3} b^{1/3} e^{zX^{2/3} b^{-2/3}} \cos \left[ zX^{2/3} b^{-2/3} \sqrt{3} + \frac{\pi}{3} \right]$$
$$= -\frac{32}{3b^3} \left( \frac{2\pi\sigma}{c} \right)^{1/3} b^{1/3} e^{z(2\pi\sigma/c)^{1/3} b^{-2/3}} \cos \left[ \frac{z\sqrt{3}(2\pi\sigma/c)^{1/3}}{b^{2/3}} + \frac{\pi}{3} \right]$$

## conventional 1-beam long-range Green-function wake field

$$W_{\perp}(z) = -\frac{2}{\pi b^3} \sqrt{\frac{c}{\sigma}} \frac{1}{|z|^{1/2}}$$

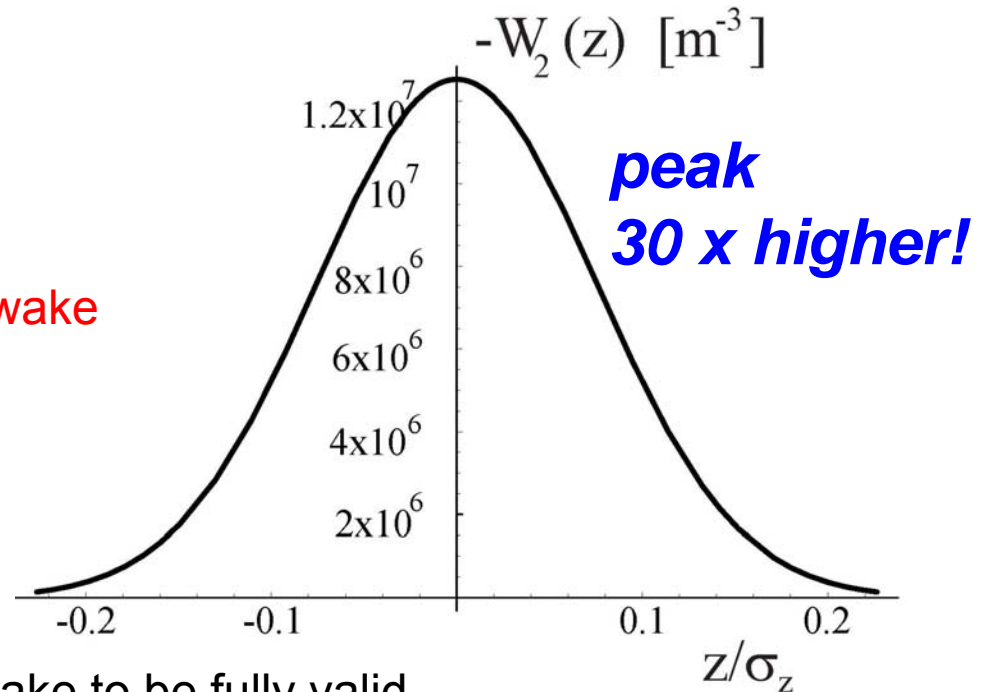
## 1-beam wake



wake generated  
by Gaussian bunch  
for  
 $b=1.5$  mm  
 $\rho=10$   $\mu\Omega\text{m}$   
 $\sigma_z=7.55$  cm

*short-range  
resistive-wall  
wake*

## 2-beam wake



bunch length here is too long for the wake to be fully valid

# remarks

- this wake could enhance the effect of long-range collisions
- formula is correct for CLIC bunch lengths

# problems

- consistency with long-range result?
- in particular, long-range term should come from branch-cut integral which seems to be zero



## (2) longer-range wake

$$B = -\frac{\lambda}{k} b A = -\frac{4qa}{b^2 \left( \frac{ik^2 b}{2\lambda} - 1 - \frac{i}{b\lambda} \right)}$$

drop the first term  
which seems small  
for collimator  
parameters

$$k^2 \ll \frac{2}{b^2}$$

below pipe cutoff

for example:

1)  $b=1.5$  mm,  $\rho = 10$   $\mu\Omega\text{m}$ ,  $f=100$  MHz

→  $k^2 b / (2\lambda) \sim 4 \times 10^{-7}$  m<sup>-2</sup>,  $1 / (\lambda b) \sim 0.08$  m<sup>-2</sup>

2)  $b=1.5$  mm,  $\rho = 10$   $\mu\Omega\text{m}$ ,  $f=10$  GHz

→  $k^2 b / (2\lambda) \sim 0.01$  m<sup>-2</sup>,  $1 / (\lambda b) \sim 0.002$  m<sup>-2</sup>

$$B \approx \frac{4qa}{b^2} \frac{1}{1 + \frac{i}{b \sqrt{\frac{2\pi\sigma}{c}} (1+i) k^{1/2}}}$$

or

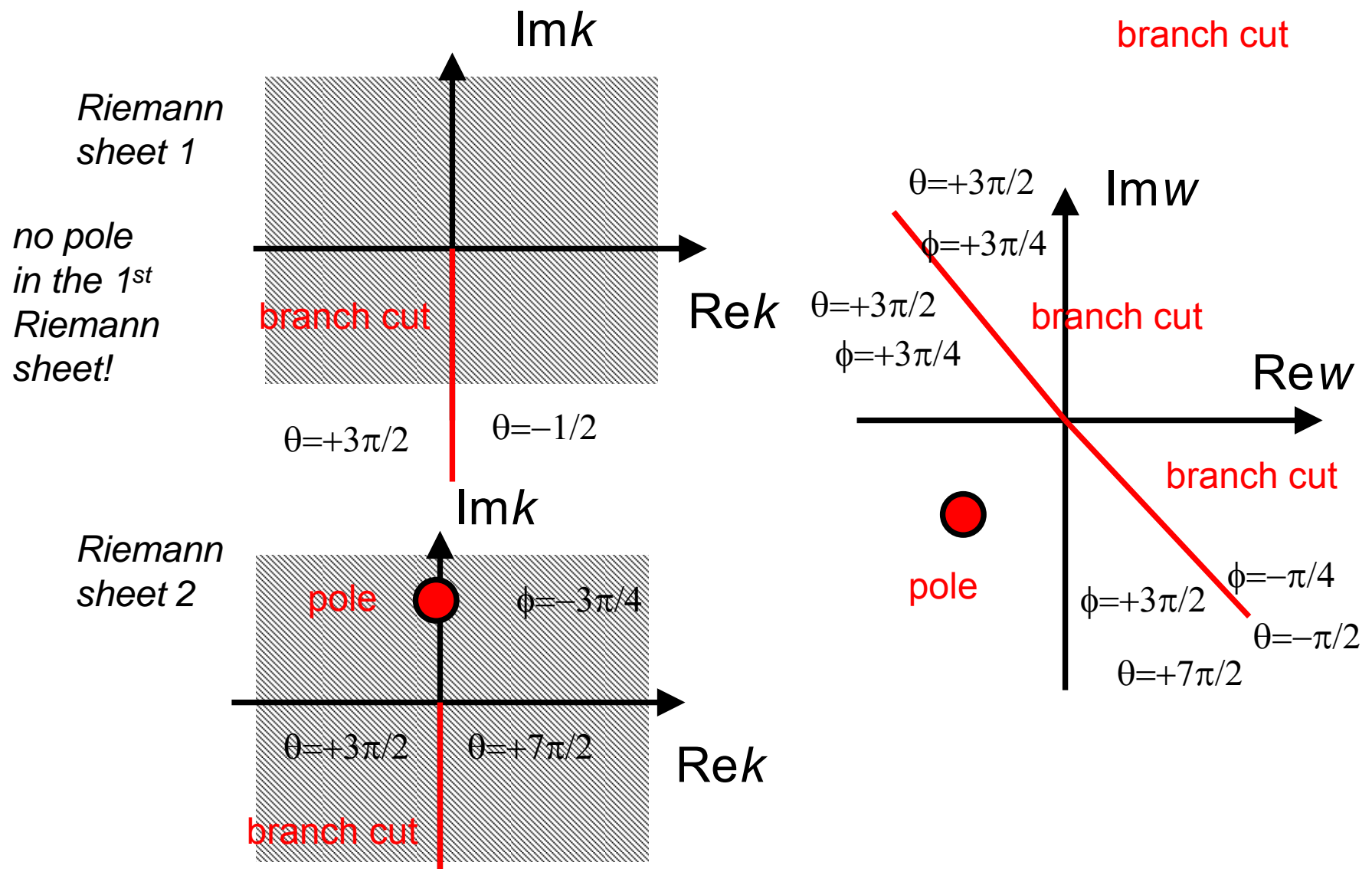
$$B \approx \frac{4qa}{b^2} \frac{k^{1/2}}{k^{1/2} + \frac{1+i}{2bX}}$$

$$w = k^{1/2}$$



$$k = re^{i\theta}, \theta = 0 \dots 4\pi$$

$$w = le^{i\phi}, \phi = 0 \dots 2\pi$$



$$\int_{\substack{\text{branch cut} \\ C_1+C_2}} \frac{1}{2\pi} (e^{ikz} B) dk$$

$$= -i \frac{4qa}{b^2} \int_0^\infty \frac{du}{2\pi} e^{uz} \left( \frac{u^{1/2} e^{i3\pi/4}}{e^{i3\pi/4} u^{1/2} + \frac{(1+i)}{2bX}} - \frac{u^{1/2} e^{-i\pi/4}}{e^{-i\pi/4} u^{1/2} + \frac{(1+i)}{2bX}} \right)$$

$$= \frac{4qa}{b^2} \int_0^\infty \frac{du}{2\pi} e^{uz} \left( \frac{u^{1/2} \frac{\sqrt{2}}{bX}}{u + \frac{1}{2b^2 X^2}} \right)$$

$$= \frac{4\sqrt{2}qa}{b^3 X} \frac{1}{2\pi} \left[ \frac{\sqrt{\pi}}{\sqrt{|z|}} + e^{z/(2b^2 X^2)} \pi \frac{1}{bX \sqrt{2}} \left( \text{Erf} \left( \frac{\sqrt{|z|}}{\sqrt{2bX}} \right) - 1 \right) \right]$$

## short-range 2-beam Green-function wake field in Gaussian units

$$W_{1 \rightarrow 2}(z) = \frac{2}{b^3} \left[ \frac{1}{\pi} \frac{\sqrt{c/\sigma}}{\sqrt{|z|}} + e^{z/(4b^2\pi\sigma/c)} \frac{c}{2\pi\sigma} \frac{1}{b} \left( \text{Erf} \left( \frac{\sqrt{|z|}}{2b\sqrt{\pi\sigma/c}} \right) - 1 \right) \right]$$

## conventional 1-beam long-range Green-function wake field

$$W_{\perp}(z) = -\frac{2}{\pi b^3} \sqrt{\frac{c}{\sigma}} \frac{1}{|z|^{1/2}}$$

*longer-range 2-beam wake field is essentially equal and opposite to the classical one (as expected from slide 4)*

there is however a difference in the calculation of the total wake effect:

$$W_{tot,1 \rightarrow 2} = \int_{S_{\text{encounter}}}^L W(z) dz \quad \text{versus} \quad W_{tot,\perp} = W_{\perp}(z)L$$

*this is the wake to use for the LHC*

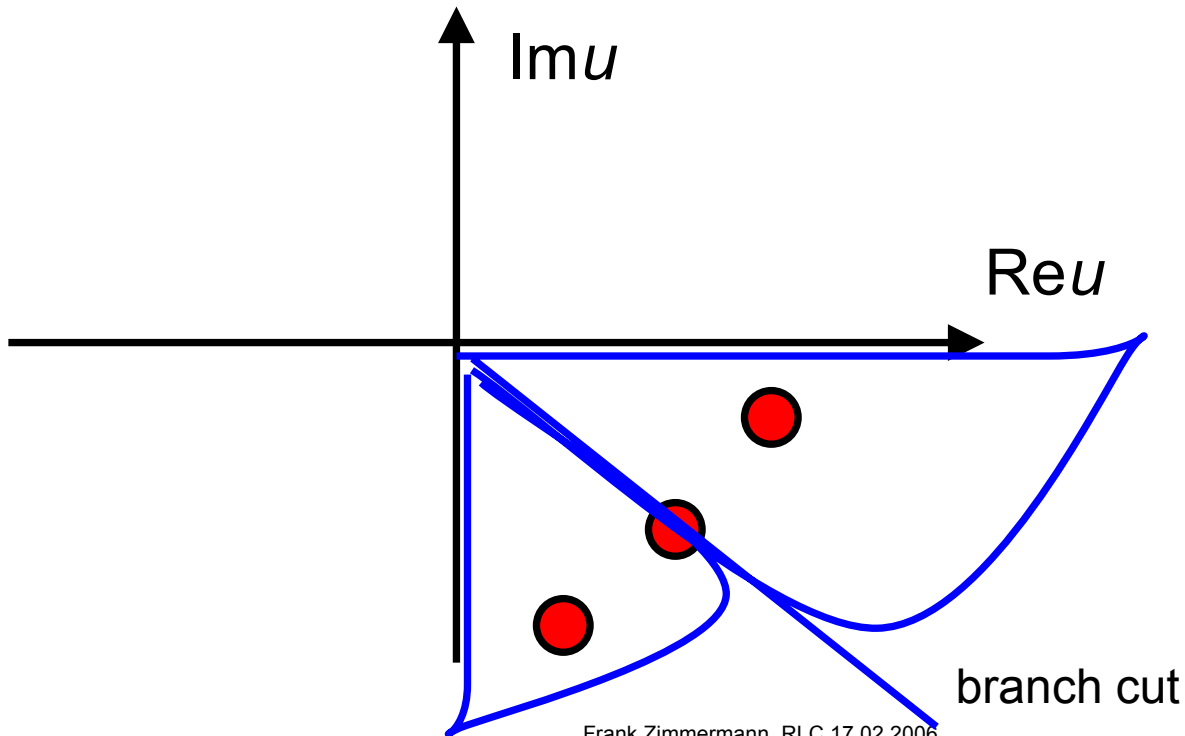


introduce new variable

$$u \equiv k^{1/2} \quad \text{is this permitted?}$$

poles are

$$u_{pole} = (2Y)^{1/6} \begin{cases} e^{-i\pi/12} \\ e^{-i3\pi/12} \\ e^{-i5\pi/12} \end{cases}$$



contribution from residues

$$\begin{aligned}
 F &= \int_{-i\infty}^{\infty} \frac{du}{\pi} u e^{iu^2 z} \left( -\frac{8eqa}{b^2} X(1-i) \right) \left[ \frac{1}{u-u_{p,1}} \frac{1}{u-u_{p,2}} \frac{1}{u-u_{p,3}} \right] \\
 &= \left( \frac{16eqa}{b^2} X(1-i) \right) \left[ \frac{1}{u_{p,1}-u_{p,2}} \frac{1}{u_{p,1}-u_{p,3}} u_{p,1} e^{-iu_{p,1}^2 z} + \frac{1}{u_{p,3}-u_{p,2}} \frac{1}{u_{p,3}-u_{p,1}} u_{p,3} e^{-iu_{p,3}^2 z} \right] \\
 &+ \int_0^{\infty} \frac{dr}{\pi} r e^{-i\pi/2} e^{r^2 z} \left( -\frac{8eqa}{b^2} X(1-i) \right) \left[ \frac{1}{re^{-i\pi/4}-u_{p,1}} \frac{1}{re^{-i\pi/4}-u_{p,2}} \left( \frac{1}{-re^{-i\pi/4}-u_{p,3}} - \frac{1}{re^{-i\pi/4}-u_{p,3}} \right) \right]
 \end{aligned}$$

contribution from branch cut

$$\left[ \frac{2re^{-i\pi/4}}{ir^2 + u_{p,3}^2} \right]$$

$$\begin{aligned}
 &\left[ \frac{1}{u_{p,1}-u_{p,2}} \frac{1}{u_{p,1}-u_{p,3}} u_{p,1} e^{-iu_{p,1}^2 z} + \frac{1}{u_{p,3}-u_{p,2}} \frac{1}{u_{p,3}-u_{p,1}} u_{p,3} e^{-iu_{p,3}^2 z} \right] \\
 &= \left( \frac{e^{-i\pi 5/12} e^{-(2Y)^{1/3} \left( \frac{1-\sqrt{3}}{2} i \right) z} \left( e^{i\pi/6} + e^{i(2Y)^{1/3} \sqrt{3} z} \right)}{(2Y)^{1/6} (-1 + e^{-i\pi/3}) (-1 + e^{-i\pi/6})} \right)
 \end{aligned}$$





$$B \approx -\left(\frac{8qa}{ib^2}\right) \left\{ \frac{2\pi\sigma}{kc} - \frac{2\pi\sigma}{c\left(k + \frac{c}{2\pi\sigma}\right)} \right\}$$

$$F(z) = \left(\frac{8qa}{b^2}\right) \left(1 + e^{-i\frac{2\pi\sigma}{c}z}\right)$$

$$A = \frac{4qa}{b^3 \left( \frac{ikb}{2} - \frac{\lambda}{k} - \frac{i}{kb} \right)} = \frac{4qac}{b^4 2\pi\sigma} \frac{1}{\left( \frac{2ikb^2}{\delta^2} - \frac{i + \text{sgn}(\kappa)}{|\kappa|^{1/2}} - \frac{i}{\kappa} \right)} = \frac{8qa}{b^2 \delta} \frac{1}{\left( \frac{2ikb^2}{\delta^2} - \frac{1+i}{\kappa^{1/2}} - \frac{i}{\kappa} \right)}$$

$$\kappa \equiv \frac{2\pi\sigma kb^2}{c}$$

$$\delta \equiv \frac{4\pi\sigma b^2}{c}$$

analytical extension,  
branch cut on  
negative  
imaginary  $\kappa$  axis

Bane & Sands  
neglected  
this last term  
when they  
derived the  
wake field

→ calculation of residues and integration over branch cuts

$$\begin{aligned}
E_r(z) &= \int_{-\infty}^{\infty} \frac{dk}{2\pi} e^{ikz} \tilde{E}_r(k) \\
&= - \int_{-i\infty}^{+i\infty} \frac{u^3 du}{2\pi} \frac{c}{2\pi\sigma b} \frac{\delta^{4/3}}{b^{4/3}} e^{iu^2 \left( \frac{2^{1/3}}{b^{10/3} \delta^{2/3} (1+i)} \right)} 8qa \frac{\sqrt{2}i}{\left( u^3 - \frac{(1+i)}{\sqrt{2}i} \right)} e^{i \frac{\delta^{2/3}}{2^{1/6} b^{5/3}} u(1+i)(r-b)}
\end{aligned}$$

we could also start from the general solution of the electro-magnetic fields derived by Oide and myself in PRST-AB 044201

approximation:  $|\lambda| \gg \frac{1}{b}, \frac{1}{t}$

$$E_r = \int_{-\infty}^{\infty} \frac{dk}{2\pi} \lim_{k_r \rightarrow 0} \left( -\frac{\partial}{\partial r} [c(p_s I_1(k_r r) + q_s K_1(k_r r))] + i\omega p_+ (I_2(k_r r) - I_0(k_r r)) \right) e^{ikz}$$

$$E_r = \int_{-\infty}^{\infty} \frac{dk}{2\pi} \lim_{k_r \rightarrow 0} \left( -\left[ \left( p_s \frac{ck_r}{2} \{I_0(k_r r) + I_2(k_r r)\} - q_s \frac{ck_r}{2} \{K_0(k_r r) + K_2(k_r r)\} \right) \right] + i\omega p_+ (I_2(k_r r) - I_0(k_r r)) \right) e^{ikz}$$